

Smart Growth Incentives in the Sacramento Region



Greg Chew

Sacramento Area Council
of Governments (SACOG)



SACOG region



Its members include the counties of **El Dorado, Placer, Sacramento, Sutter, Yolo and Yuba** as well as their constituent municipal governments.

How to Best Manage Growth?

AMOUNT OF GROWTH Through 2050


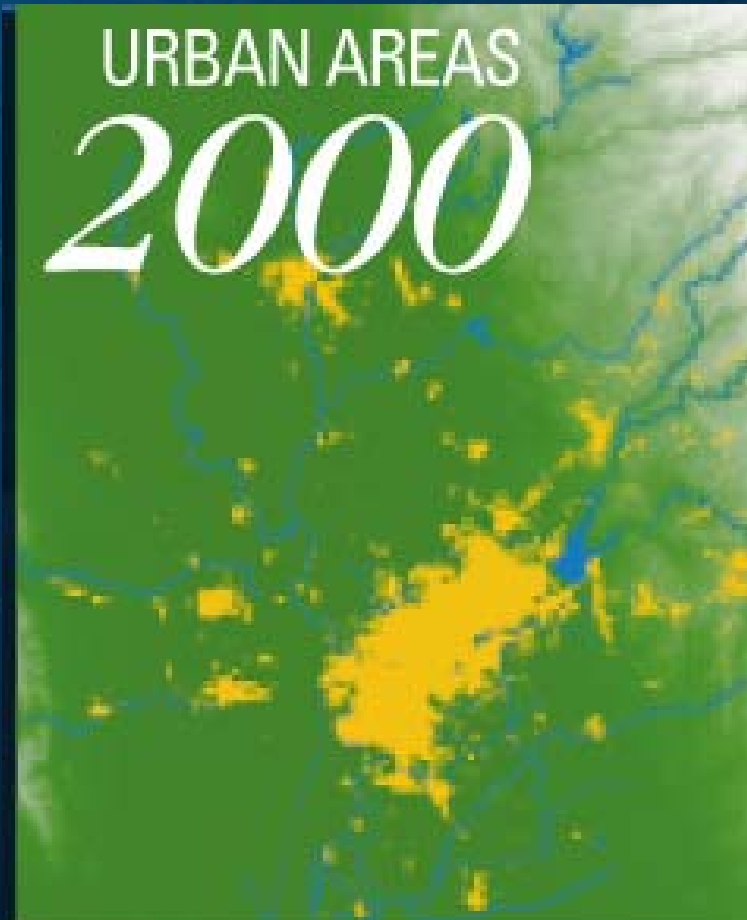





SACRAMENTO REGION

Blueprint

TRANSPORTATION / LAND USE STUDY

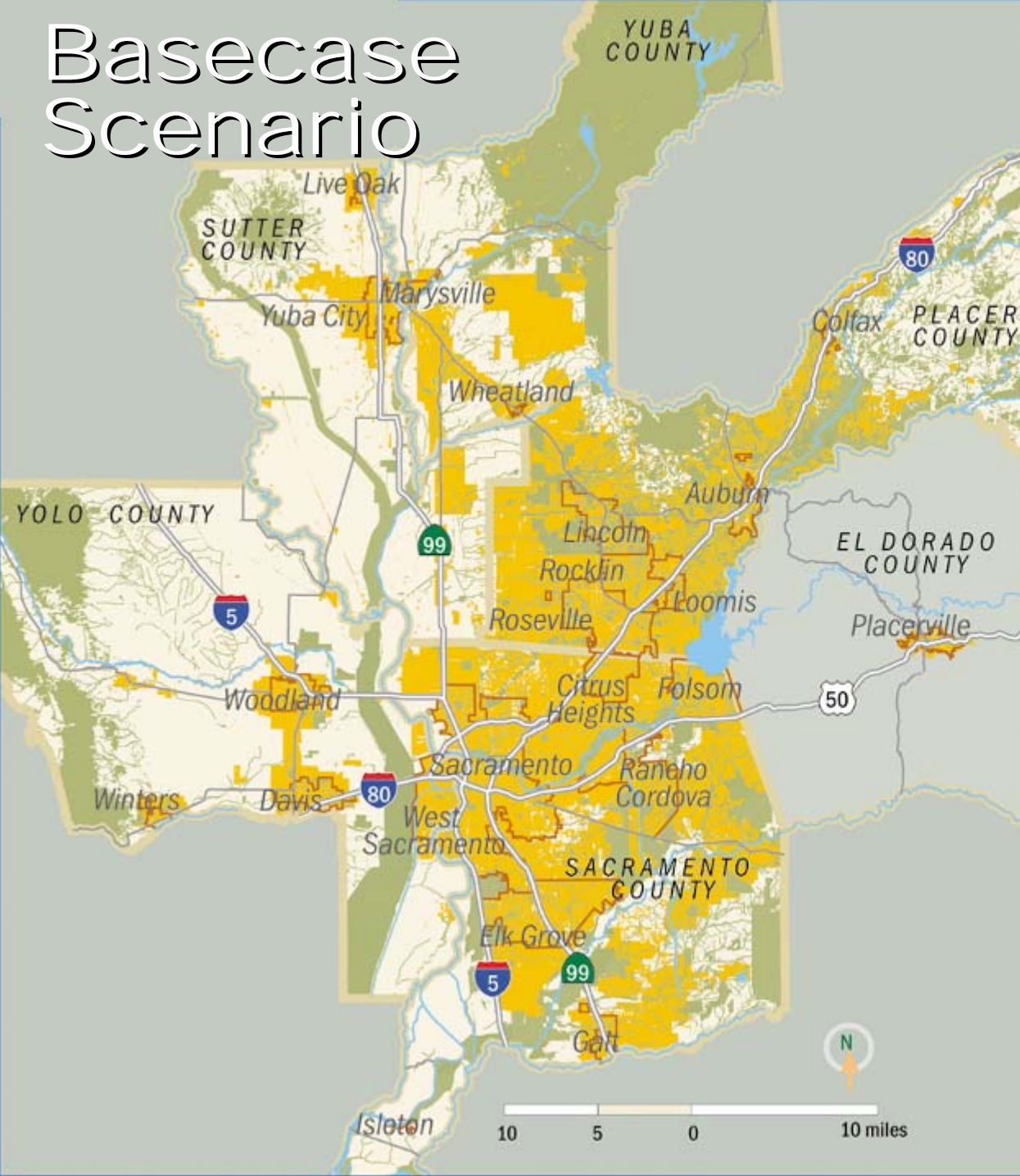


Workshops – local, county and regional

SACRAMENTO REGION
Blueprint
TRANSPORTATION LAND USE STUDY



Basecase Scenario

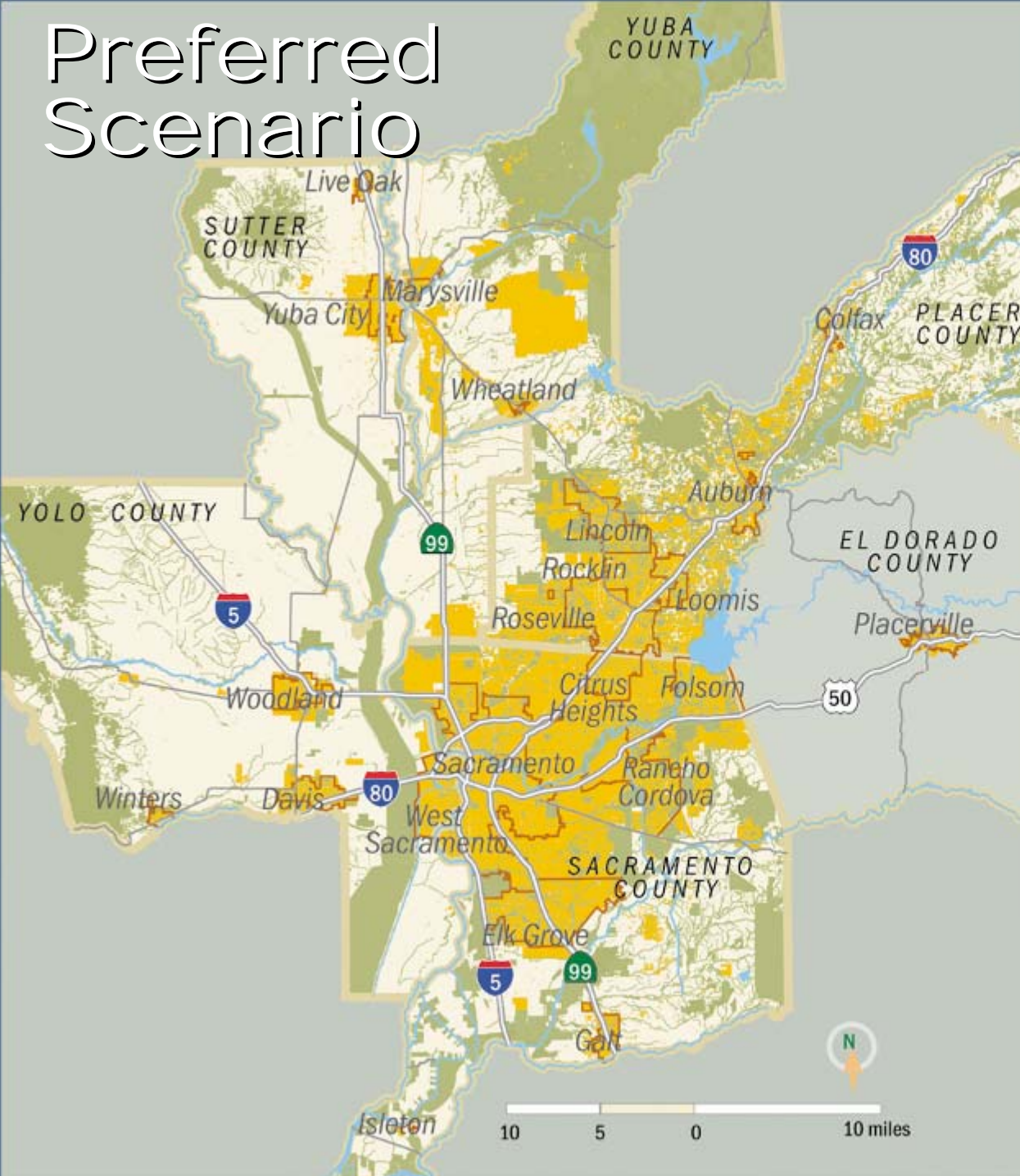


SACRAMENTO REGION
Blueprint
TRANSPORTATION LAND USE STUDY

Key to the Map

-  areas of existing and future development
-  green areas (e.g. open space, parks, wetlands, vernal pools, stream corridors, hardwood stands)
-  agriculture and other undeveloped lands
-  rivers, streams and lakes
-  city boundaries
-  highways
-  county boundaries

Preferred Scenario



SACRAMENTO REGION

Blueprint

TRANSPORTATION LAND USE STUDY

Key to the Map

- areas of existing and future development
- green areas (e.g. open space, parks, wetlands, vernal pools, stream corridors, hardwood stands)
- agriculture and other undeveloped lands
- rivers, streams and lakes
- city boundaries
- highways
- county boundaries

ADDITIONAL URBANIZED LAND

Through 2050
(in square miles)

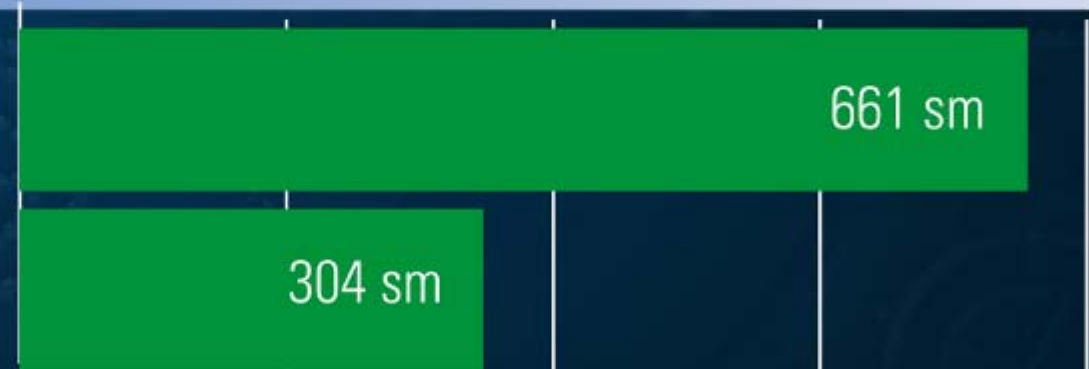
Base Case
Scenario

661 sm

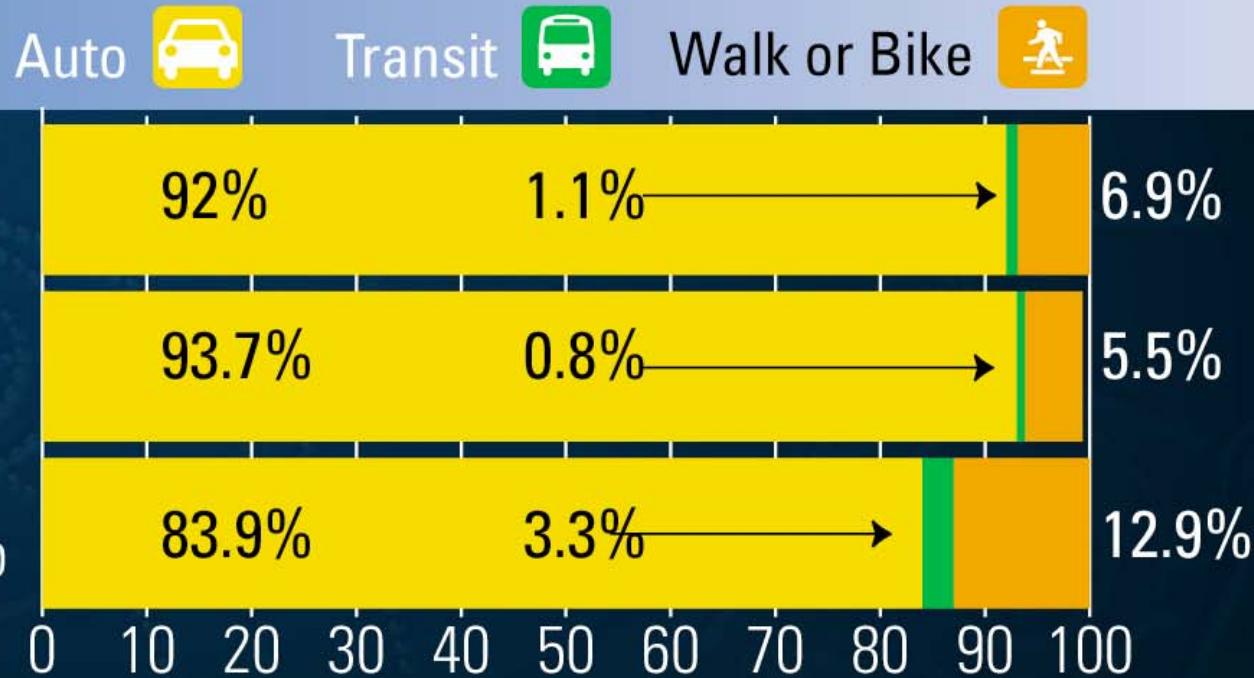
Draft Preferred
Blueprint Scenario

304 sm

0 175 350 525 700




TYPE OF TRIPS *(in percent)*



Shorter Trips

VEHICLE MILES TRAVELED *(per household per day)*



Incentive Programs

1. Transportation Demand Management (\$1M last funding cycle)
2. Air Quality Funding Program (\$4m last cycle)
3. Bicycle-Pedestrian (\$5M last cycle)

Incentive Programs

4. Blueprint Civic Engagement Program (\$1 million per year, 5 years)

- Public Involvement activities only to promote smart growth
- Pooled-grant funds for computer visualization technologies
- Shared resources: videos, image database of smart growth via website, PowerPoints and visual simulations

Incentive Programs

5. Community Design Program

- (\$250 million, 2003-2025; \$13M last funding cycle)
- Competitive application process
- Planning or capital funding
- Capital leverage of \$20 private dollars of investment to every \$1 in funding
- 40 projects currently funded

Incentive Programs

6. Collaborative Efforts

- Assistance on GIS computer analysis and visual simulations
- Planning assistance on design and policy development
- Direct educational and public involvement assistance

Smart Growth Incentives in the Sacramento Region

Greg Chew

gchew@sacog.org

(916) 340-6227

www.sacregionblueprint.org

www.sacog.org

