California Walks

Stepping Up for Health, Equity, & Sustainability

Putting Disadvantaged Pedestrians First

Tony Dang, Deputy Director, California Walks

Railvolution 2016 | October 10, 2016

Photo Credit: Santa Monica Spoke

Photo Credit: Tony Dang

Our Mission

California Walks

Stepping Up for Health, Equity, & Sustainability

California Walks is the statewide voice for pedestrian safety & healthy, walkable communities for people of all ages & abilities.

Enduring Legacy of Past Decisions

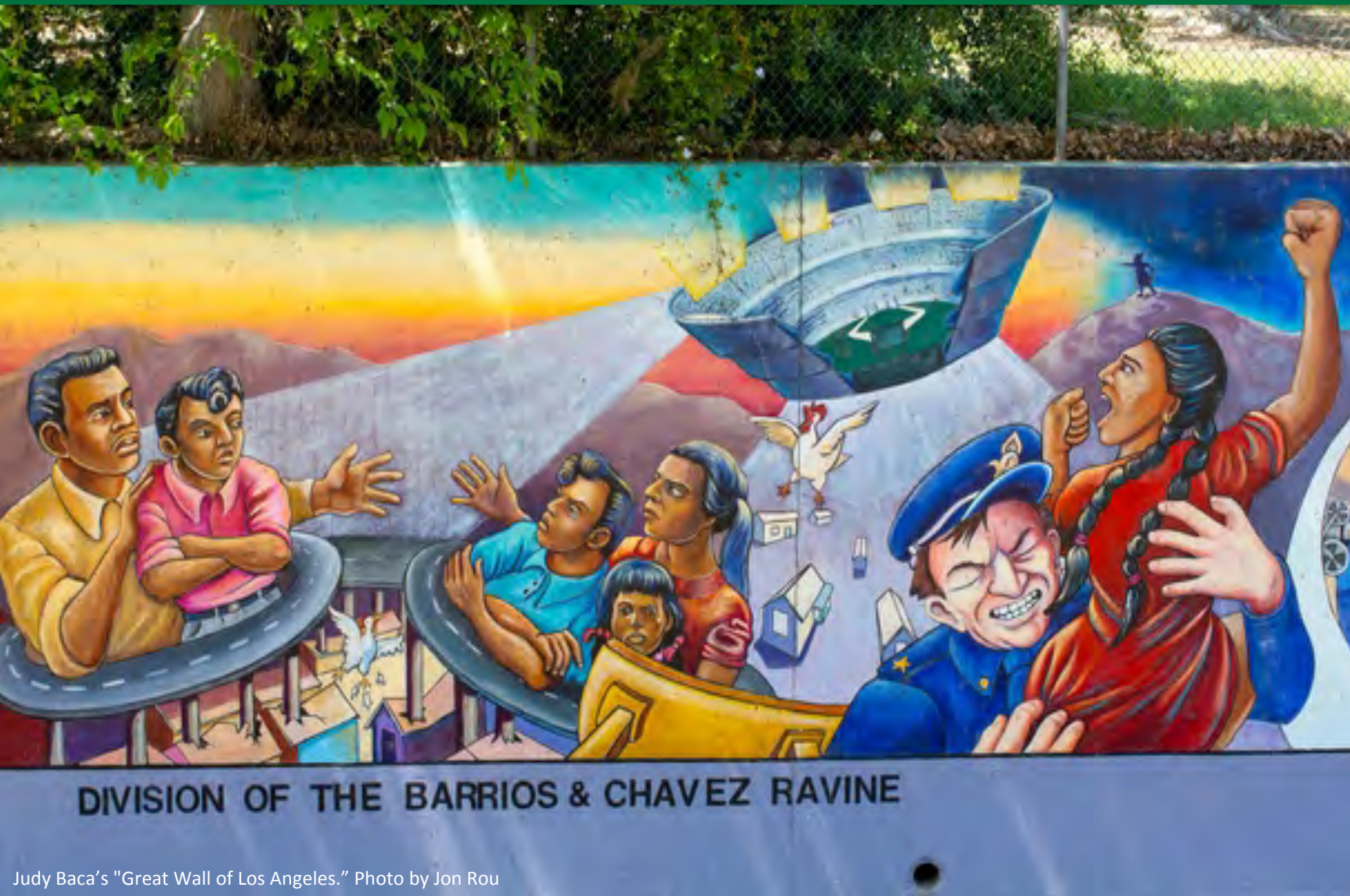

Judy Baca's "Great Wall of Los Angeles." Photo by Jon Rou

Boyle Heights, Lincoln Heights & East LA

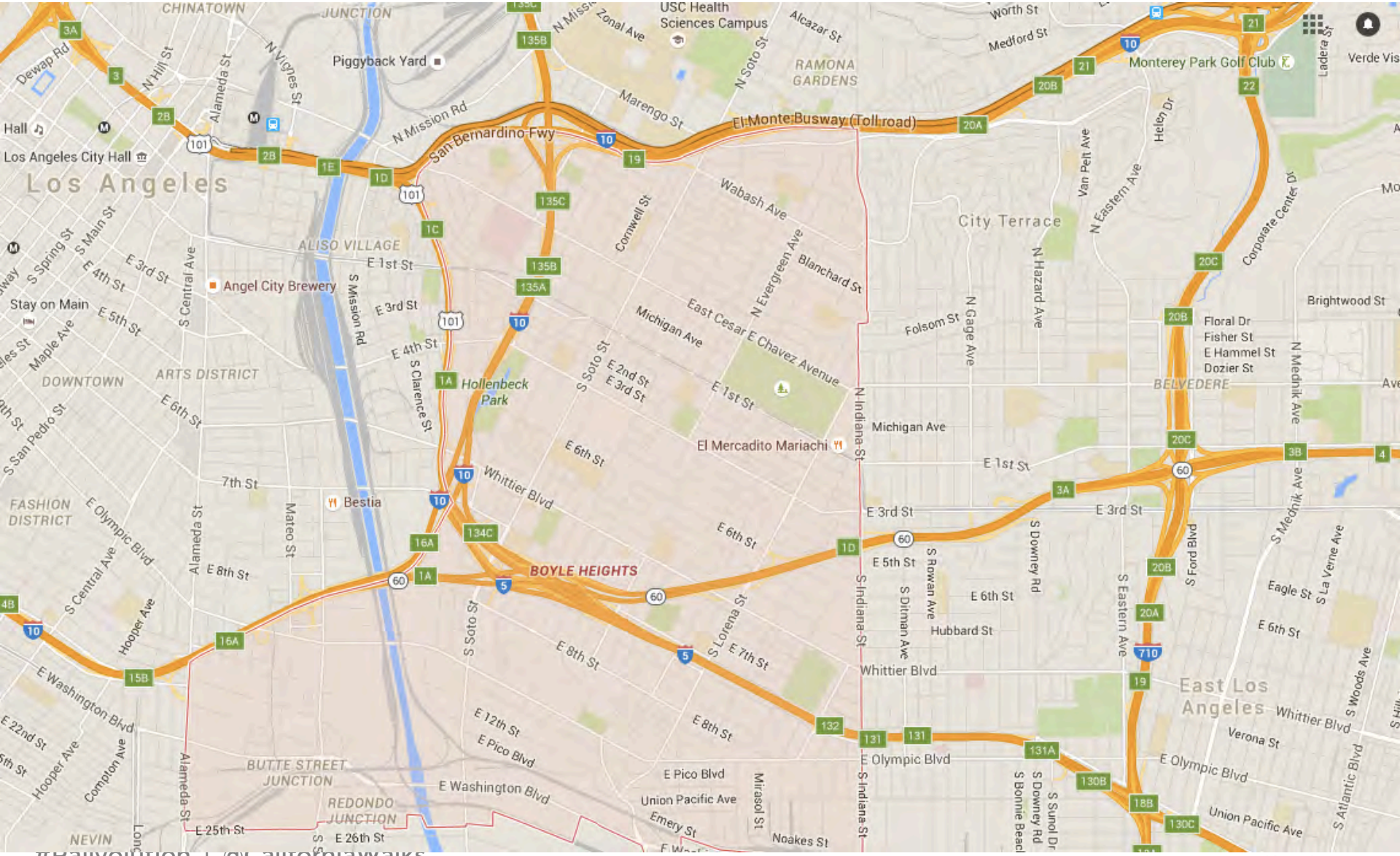

Chavez Ravine

Photo Credit:
Los Angeles Examiner Collection, USC Libraries

How to Advance Transportation Equity

- Equip Residents w/ Skills to Participate in Transportation Planning & Decision-Making

How to Advance Transportation Equity

- Equip Residents w/ Skills to Participate in Transportation Planning & Decision-Making
- Create Meaningful Opportunities for Public Participation in Planning Processes

How to Advance Transportation Equity

- Equip Residents w/ Skills to Participate in Transportation Planning & Decision-Making
- Create Meaningful Opportunities for Public Participation in Planning Processes
- **Representation on Transportation Decision-Making Bodies**

How to Advance Transportation Equity

- Equip Residents w/ Skills to Participate in Transportation Planning & Decision-Making
- Create Meaningful Opportunities for Public Participation in Planning Processes
- Representation on Transportation Decision-Making Bodies
- **Shift Transportation Investments to Address Historic Disinvested Communities**

Why Focus on Pedestrian Safety?

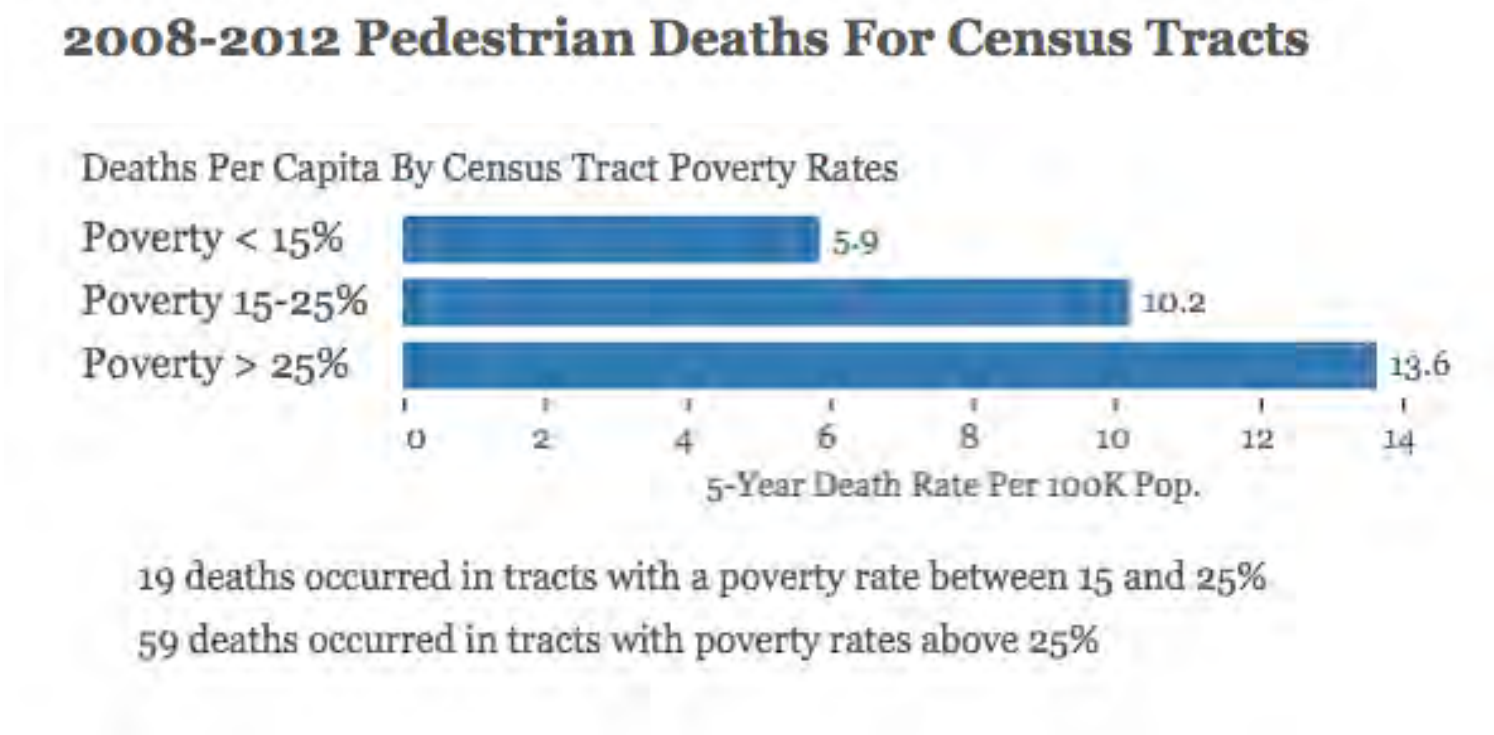

Source: "Pedestrian Deaths in Poorer Neighborhoods Report," Governing, August 2014.
Available at http://www.governing.com/gov-data/pedestrian-deaths-poor-neighborhoods-report.html

Fatal Pedestrian Injury Rates

California Residents, 2010-2012 (by Race/Ethnicity & Age)

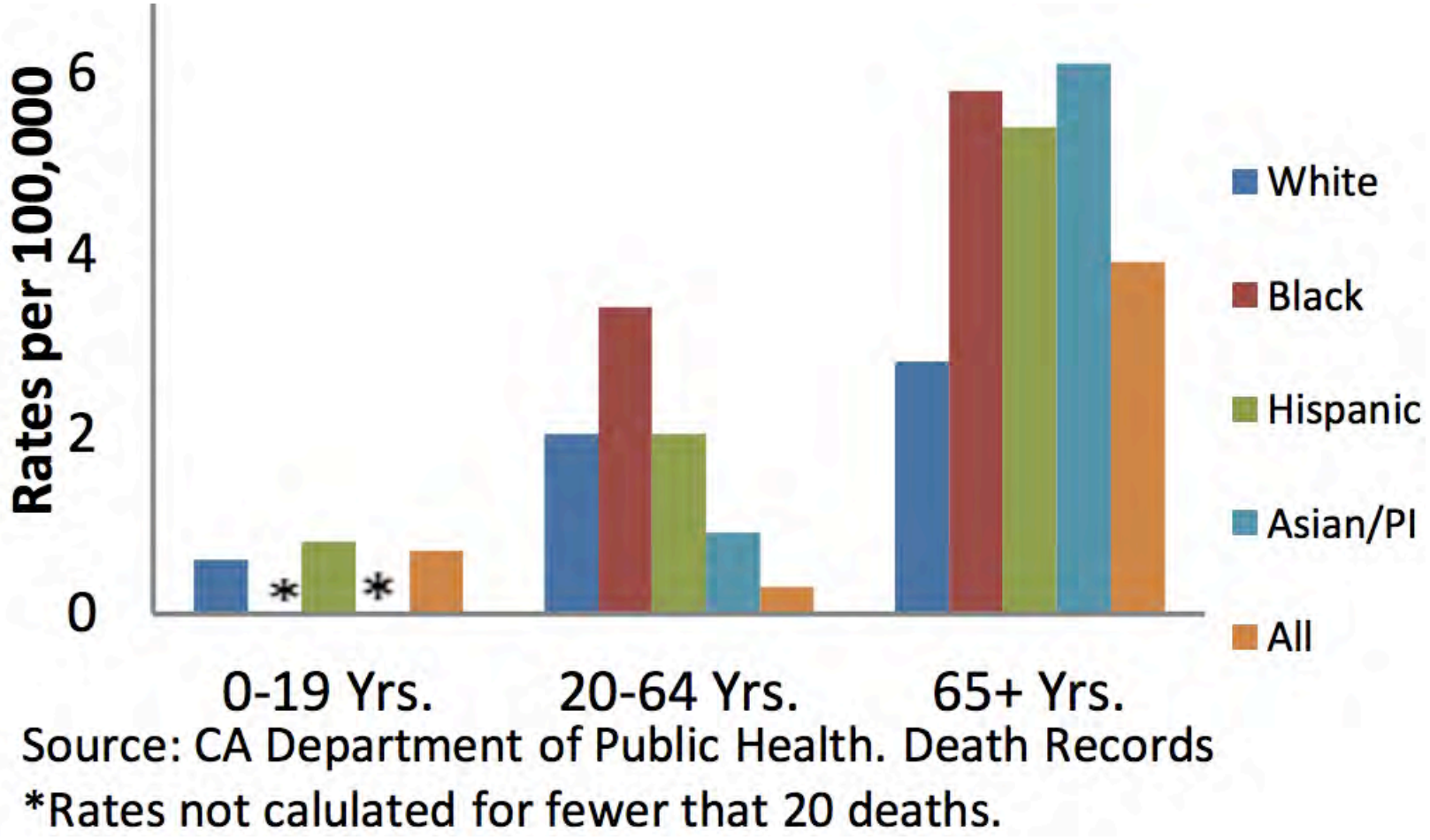

Source: California Department of Public Health, Pedestrian Injuries in California: Age and Race Difference, Crash Medical Outcomes Data Project, Sept. 2014. Available at http://www.cdph.ca.gov/programs/Documents/California%20Pedestrian%20Injuries_Age%20and%20Race%20Differences.11.12.14.pdf

Non-Fatal Hospitalized Pedestrian Injury Rates

California Residents, 2010-2012 (by Race/Ethnicity & Select Age Groups)

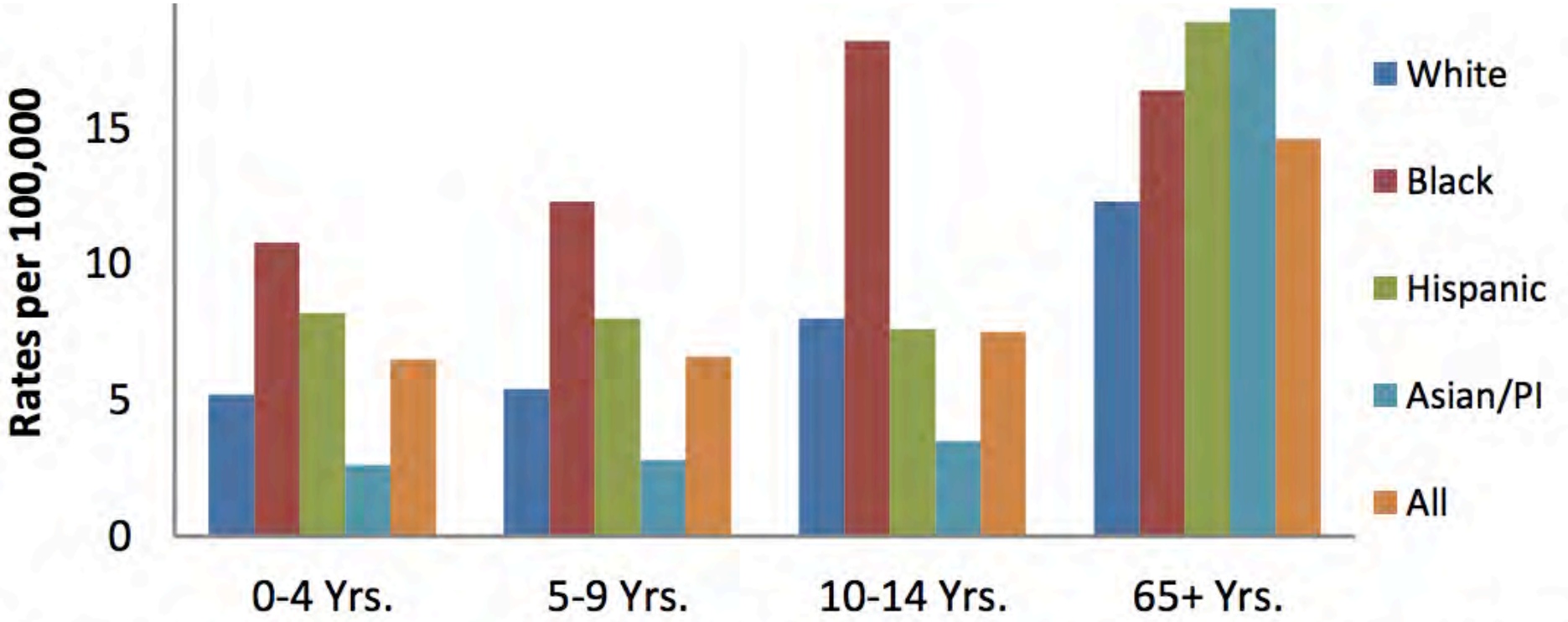

Source: CA Office of Statewide Planning and Development, Patient Discharge Data

Source: California Department of Public Health, Pedestrian Injuries in California: Age and Race Difference, Crash Medical Outcomes Data Project, Sept. 2014. Available at http://www.cdph.ca.gov/programs/Documents/California%20Pedestrian%20Injuries_Age%20and%20Race%20Differences.11.12.14.pdf

Community Pedestrian Safety Training (CPST) Program

California Walks
Stepping Up for Health, Equity, & Sustainability

Community Pedestrian Safety Training (CPST) Program

California Walks

Stepping Up for Health, Equity, & Sustainability

Berkeley SafeTREC

SAFE TRANSPORTATION RESEARCH AND EDUCATION CENTER

Community Pedestrian Safety Training (CPST) Program

Funding for the program was provided by a grant to University of California at Berkeley Safe Transportation Research & Education Center (SafeTREC) from the California Office of Traffic Safety through the National Highway Traffic Safety Administration.

CPST Sites 2009-2015

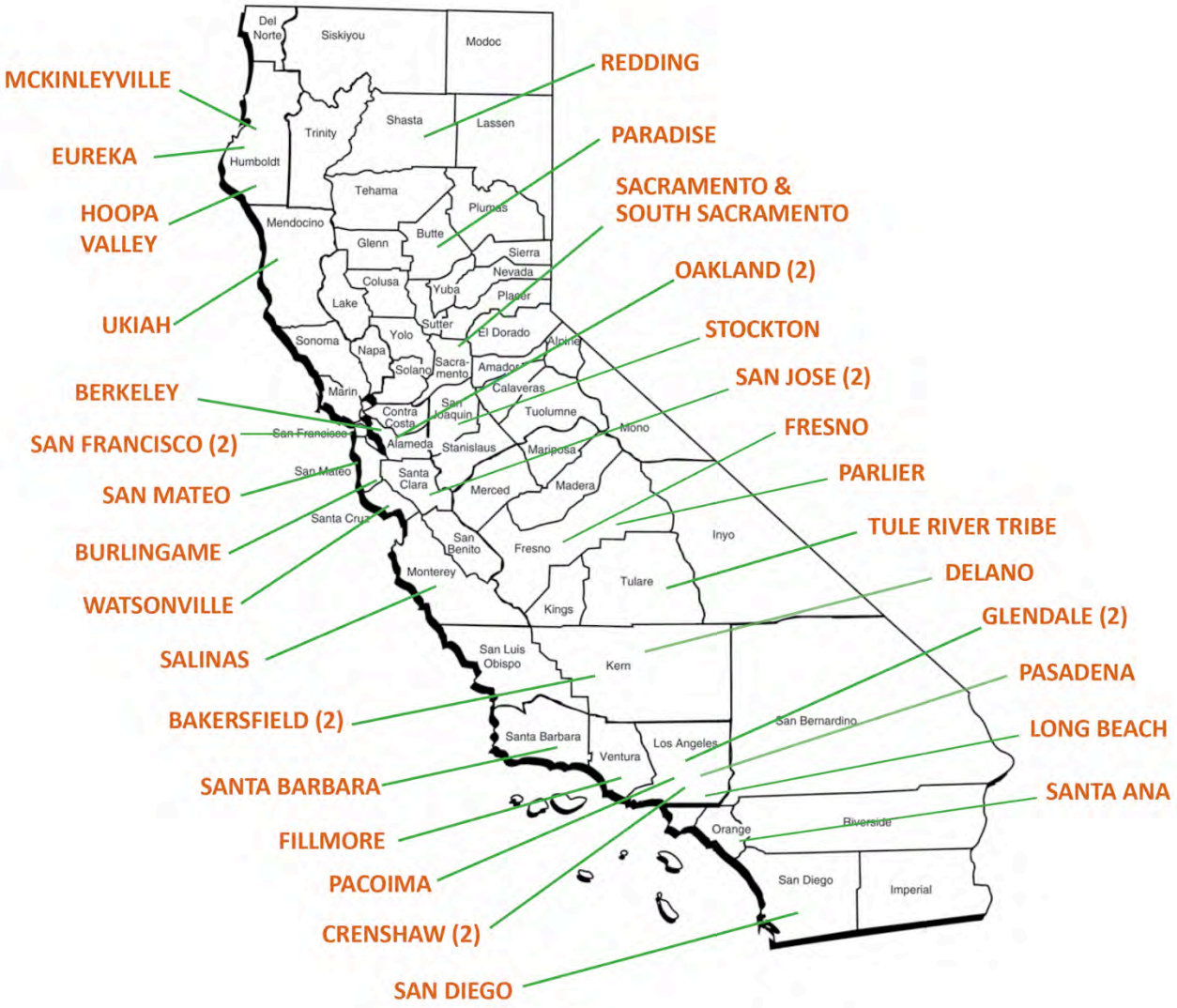

California Walks
Stepping Up for Health, Equity, & Sustainability

CPST Program Objectives

Equip

CPST Program Objectives

Equip

Assess

CPST Program Objectives

Equip

Assess

Convene

CPST Program Objectives

Equip

Assess

Convene

Take Action

Site Recruitment Criteria

- Collision levels and/or the presence of vulnerable pedestrian groups (seniors, children, etc.)
- Strong community interest and readiness
- Historically underserved or under-resourced communities (tribal, rural, low-income, etc.)

Post-CPST Initiatives

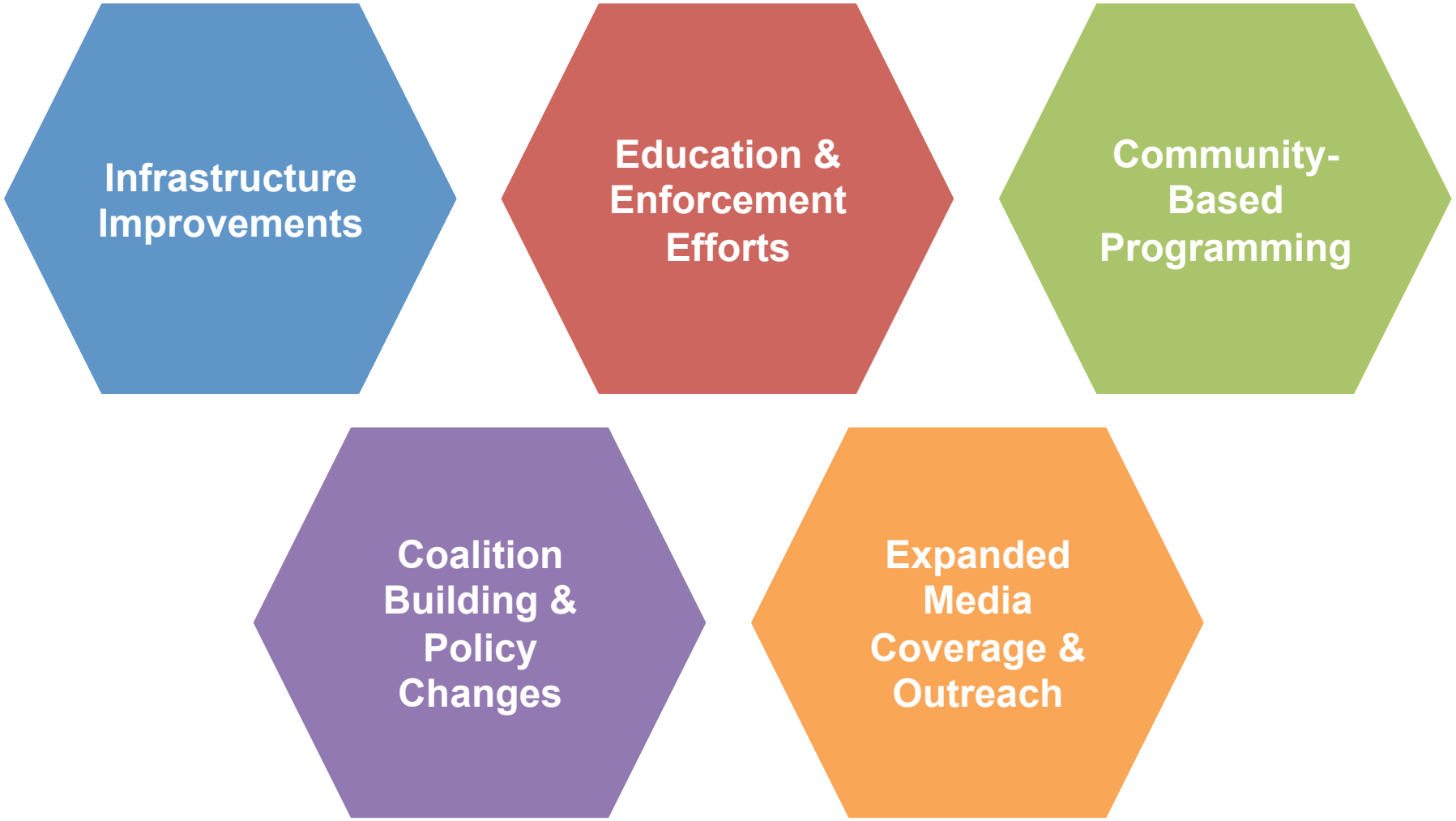

Program Successes: Paradise

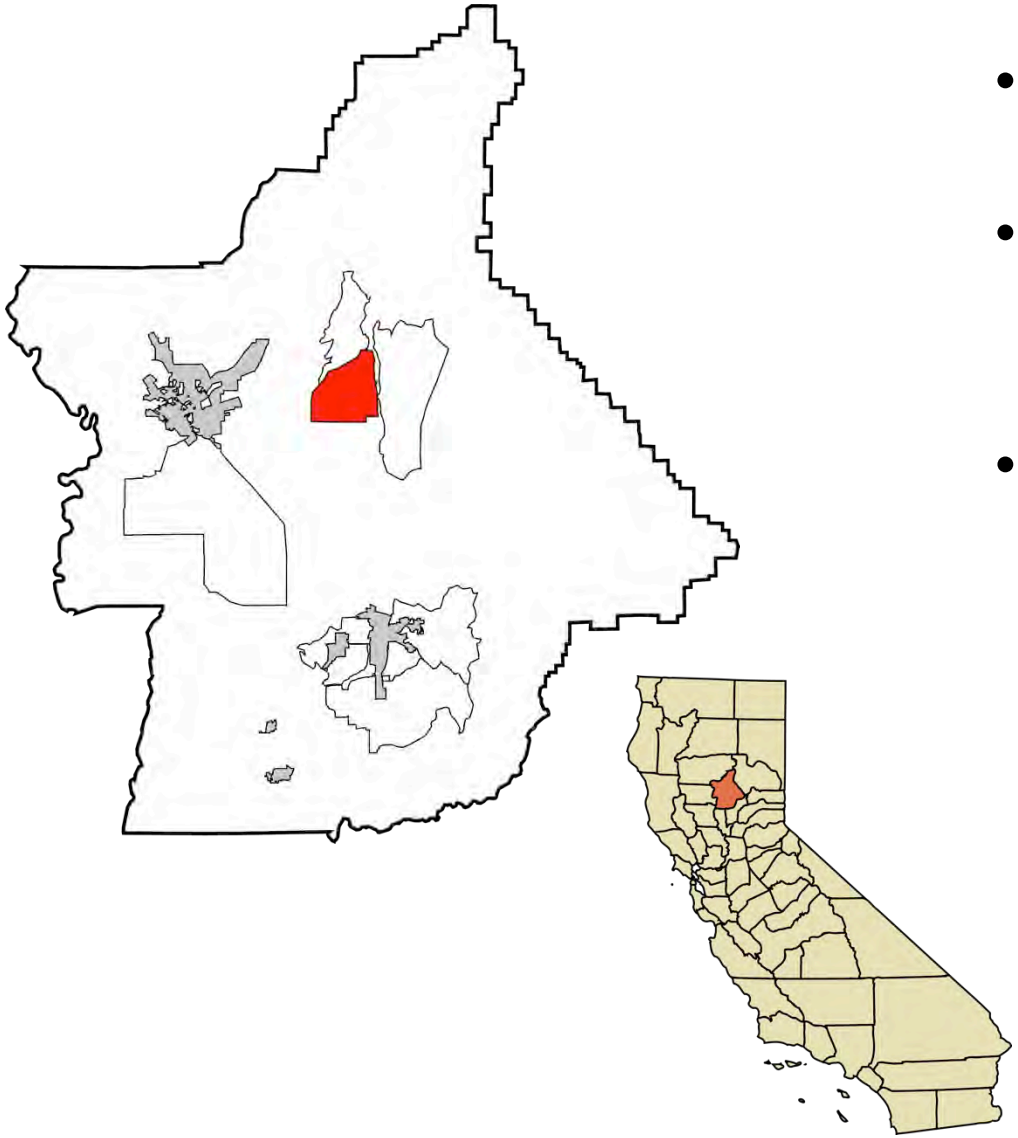

- Population: ~26,500
- Rural community with challenging terrain
- Median household income: $40,837

Program Successes: Paradise

Program Successes: Paradise

Photo Credit: Tony Dang

Program Successes: Paradise

Photo Credit: Ann Dickman

Program Successes: Paradise

California Walks
Stepping Up for Health, Equity, & Sustainability

Program Successes: Paradise

California Walks
Stepping Up for Health, Equity, & Sustainability

Program Successes: Paradise

Photo Credit: Colette Curtis

Program Successes: Paradise

California Walks
Stepping Up for Health, Equity, & Sustainability

Program Successes: Paradise

Program Successes: Paradise

ParadisePost.com
NEWS

News Sports Business Entertainment Lifestyle Obituaries Opinion Special

Home News

New Paradise businesses are on the horizon

Brett Fuller of Conroy Construction works on an ADA compliant ramp for Bobbi's Boutique, a new ladies clothing store scheduled to open in March. Trevor Warner - Paradise Post

By Trevor Warner, *Paradise Post*

"Exciting news is a-brewing for those looking to see Paradise's downtown area be all it can be."

"Construction crews were busy hammering and drilling their way toward a couple of new businesses scheduled to be open within the next couple of months."

Program Successes: Paradise

California Walks
Stepping Up for Health, Equity, & Sustainability

Program Successes: Paradise

"They made such an impact in our community—I never would have predicted that CPST would have caused such changes in our community.

CPST made a **huge difference!** CPST brought all the players together, and gave us the tools to talk about and make decisions."

—Town Manager of Paradise

Program Successes: Hoopa

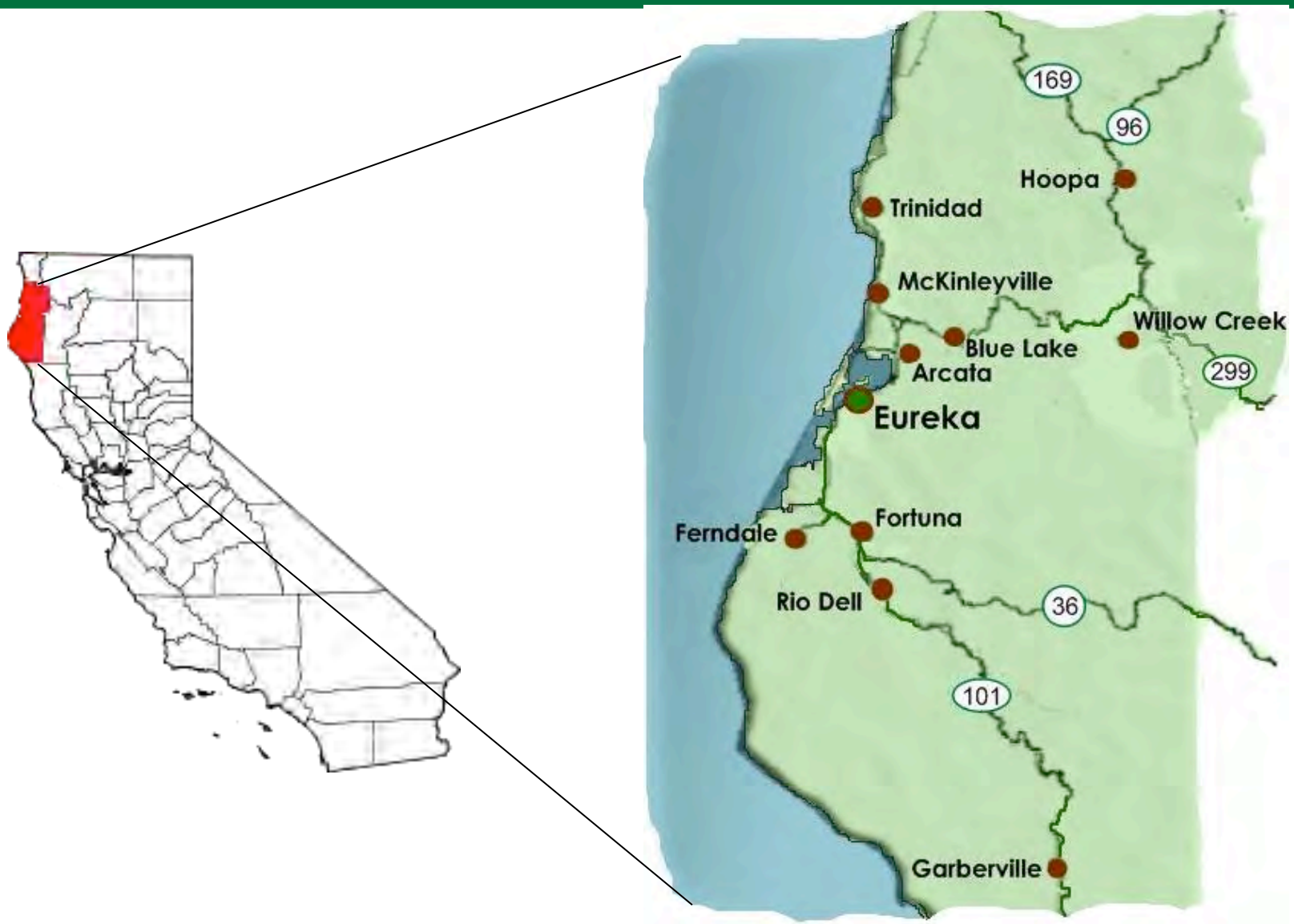

California Walks
Stepping Up for Health, Equity, & Sustainability

Program Successes: Hoopa

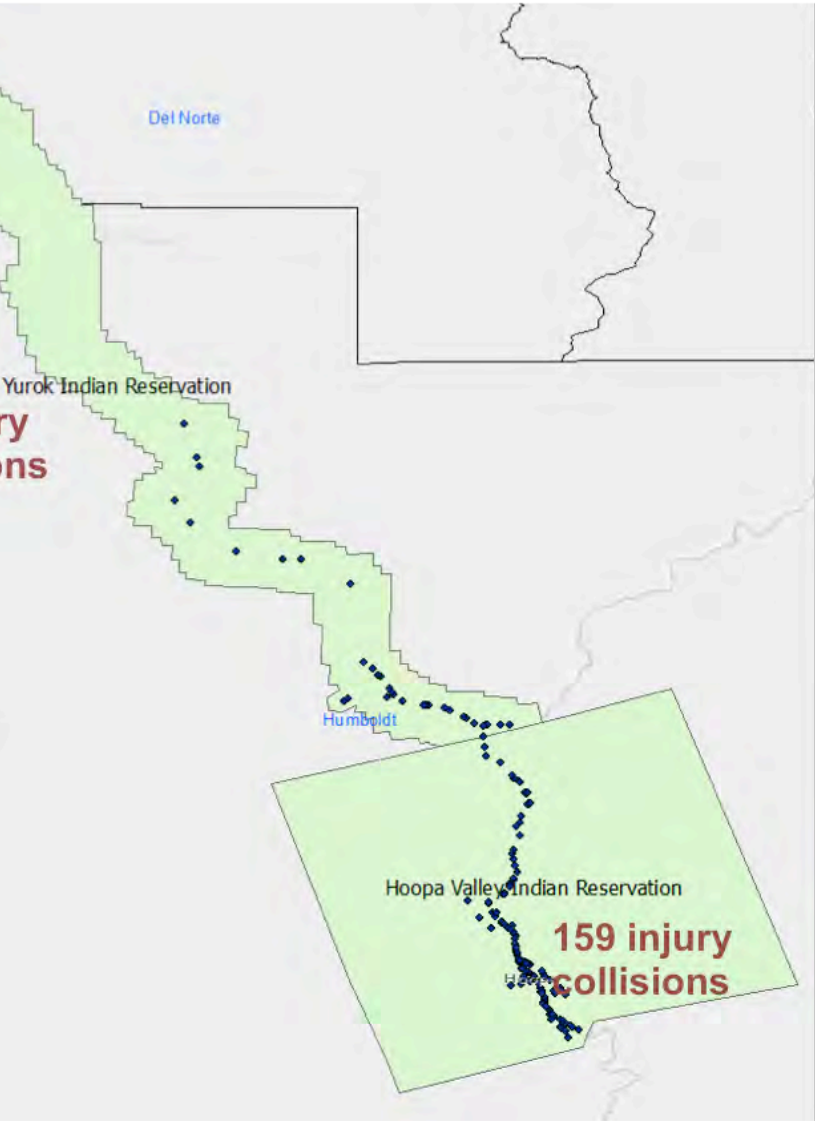

- Population: ~2,600
- Largest reservation in California
- Median household income: $28,333
- 94.3% Hoopa Elementary students qualify for Free/ Reduced Price Meal program
- Community clinic estimates 20% of residents have diabetes
- 25.7% unemployment rate

Program Successes: Hoopa

Photo Credit: Tony Dang

Program Successes: Hoopa

Photo Credit: Tony Dang

Program Successes: Hoopa

Photo Credit: Tony Dang

Program Successes: Hoopa

Photo Credit: Tony Dang

Program Successes: Hoopa

Program Successes: Hoopa



Photo Credit: Tony Dang

Program Successes: SE Fresno

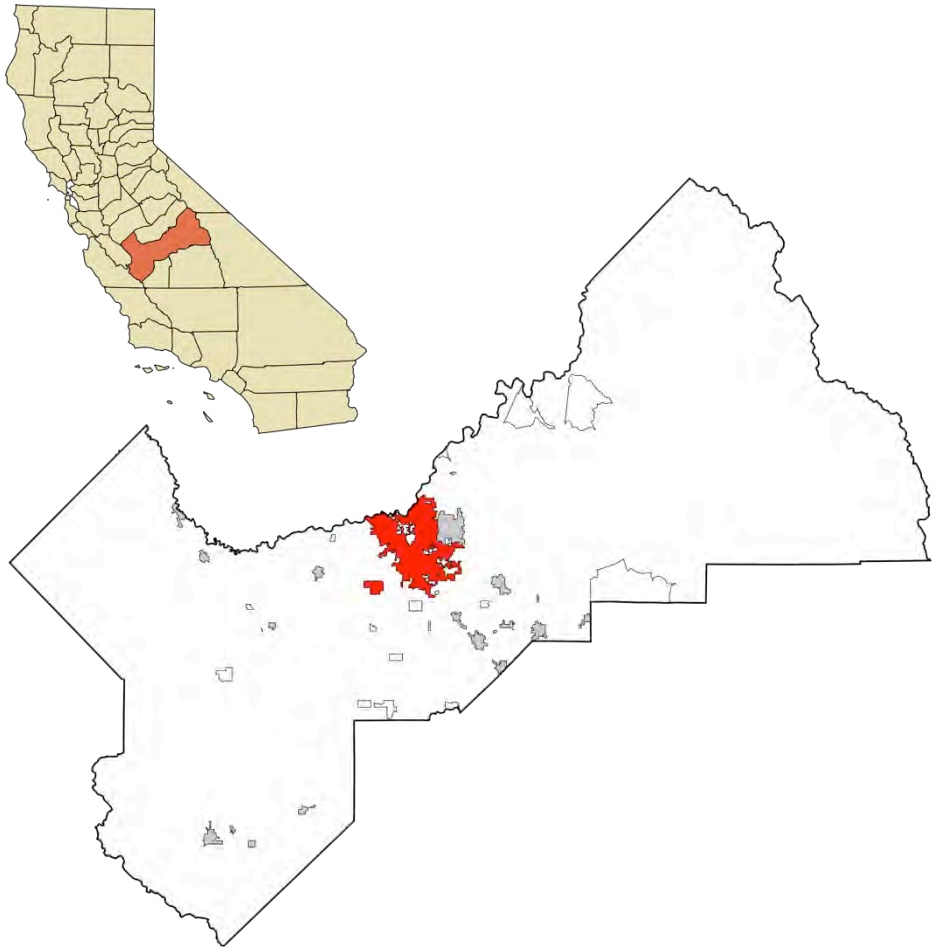

- Population: 520,000
- Nearly 40% of City population lives in Top 5% of disadvantaged communities identified by CalEnviroScreen (40 of 103 Census tracts)
- Median household income: $43,494
- Will be site of state's first high-speed rail station
- Bus Rapid Transit project under construction

Program Successes: SE Fresno

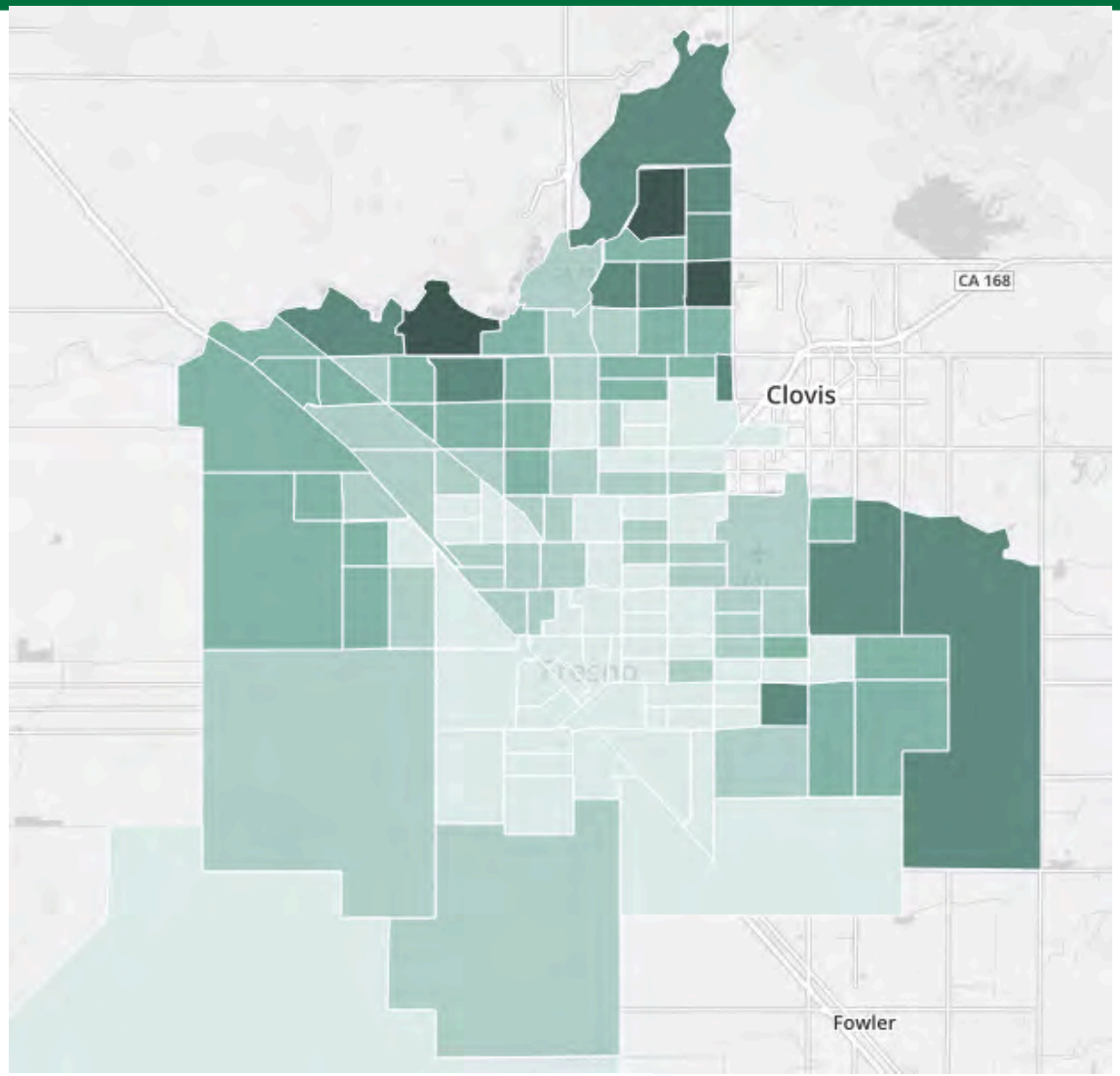

$10,587 $32,979 $55,371 $77,764 $100,156 $122,548

California Walks
Stepping Up for Health, Equity, & Sustainability

Program Successes: SE Fresno

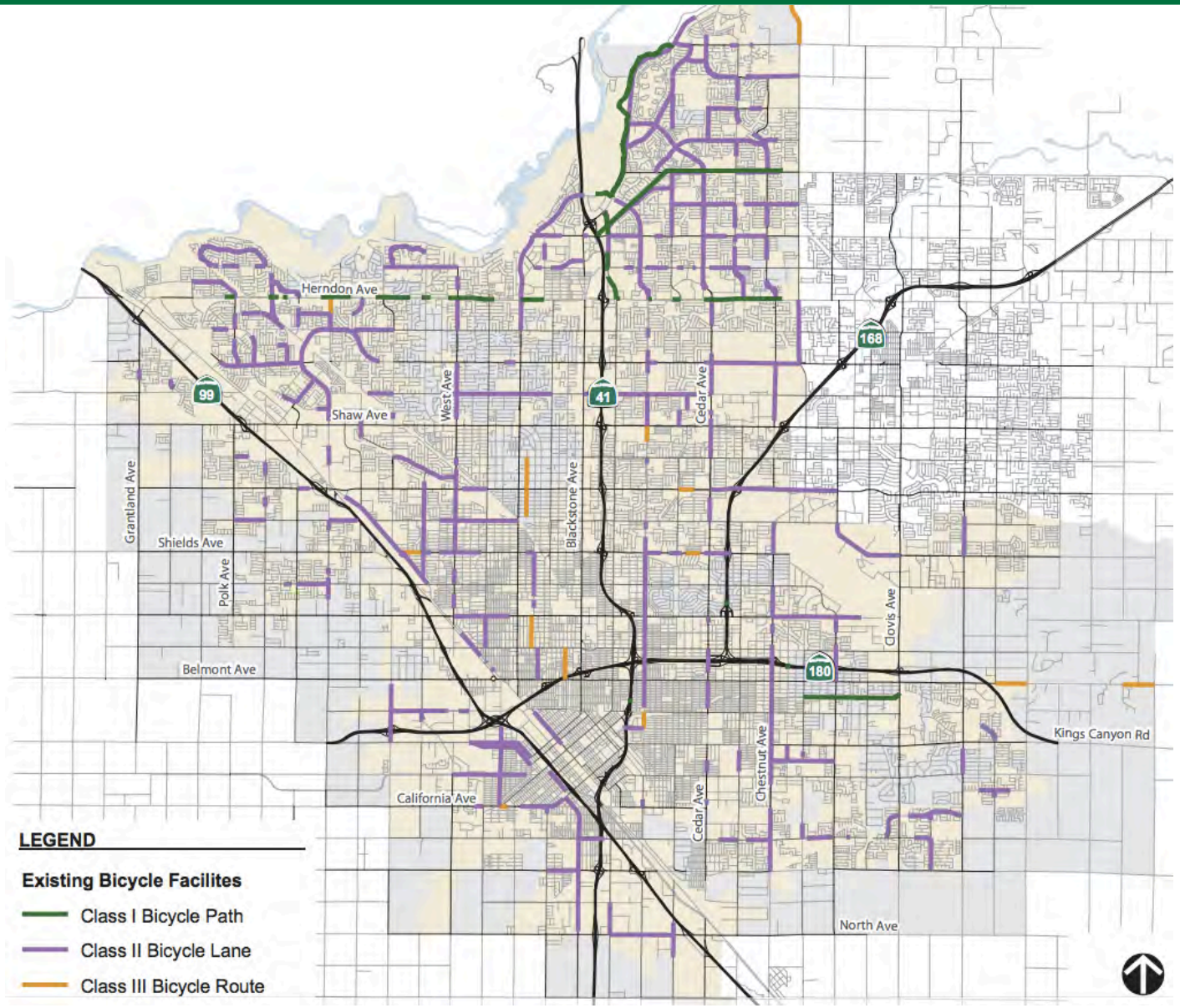

California Walks
Stepping Up for Health, Equity, & Sustainability

Program Successes: SE Fresno

Photo Credit: Tony Dang

Program Successes: SE Fresno

Photo Credit: Caro Jauregui

California Walks
Stepping Up for Health, Equity, & Sustainability

Program Successes: SE Fresno

Photo Credit: Wendy Alfsen

Program Successes: SE Fresno

Photo Credit: Caro Jauregui

Program Successes: SE Fresno

Photo Credit: Jaime Fearer

Key Takeaways

- Data Limitations
- Be Humble
- Staying in It for the Long Haul
- Challenging to Foster Community Readiness

California Walks

Stepping Up for Health, Equity, & Sustainability

Questions?

Tony Dang
Deputy Director
tony@californiawalks.org