



LEADING WITH EQUITY

Fighting Poverty and Pollution in CA

October 11, 2016

Alvaro S. Sanchez
Environmental Equity Director



Mission

- Greenlining is the solution to redlining. We advance economic opportunity and empowerment for people of color through advocacy, community and coalition building, research, and leadership development.



GREENLINING ECONOMIC SUMMIT
Reinventing California - Solutions from the New Majority

05-26-16 OAKLAND, CA
REGISTER NOW
bit.ly/GLISummit2016



Solving Poverty and Pollution



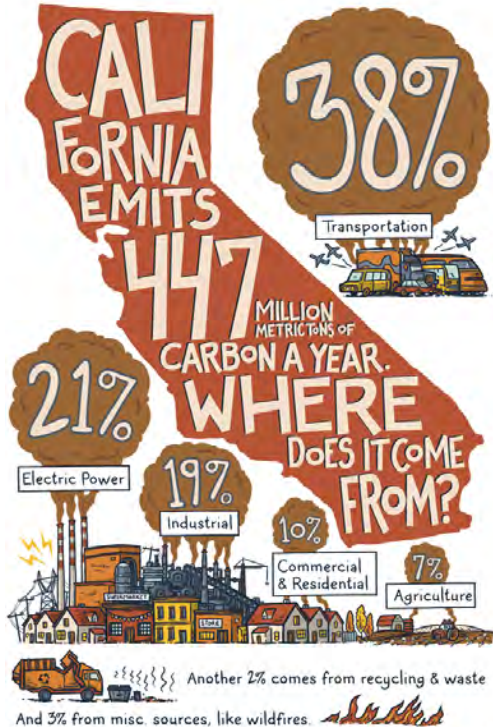
CALIFORNIA CLIMATE EQUITY COALITION *(formally SB 535 Coalition)*

Understanding the Problem

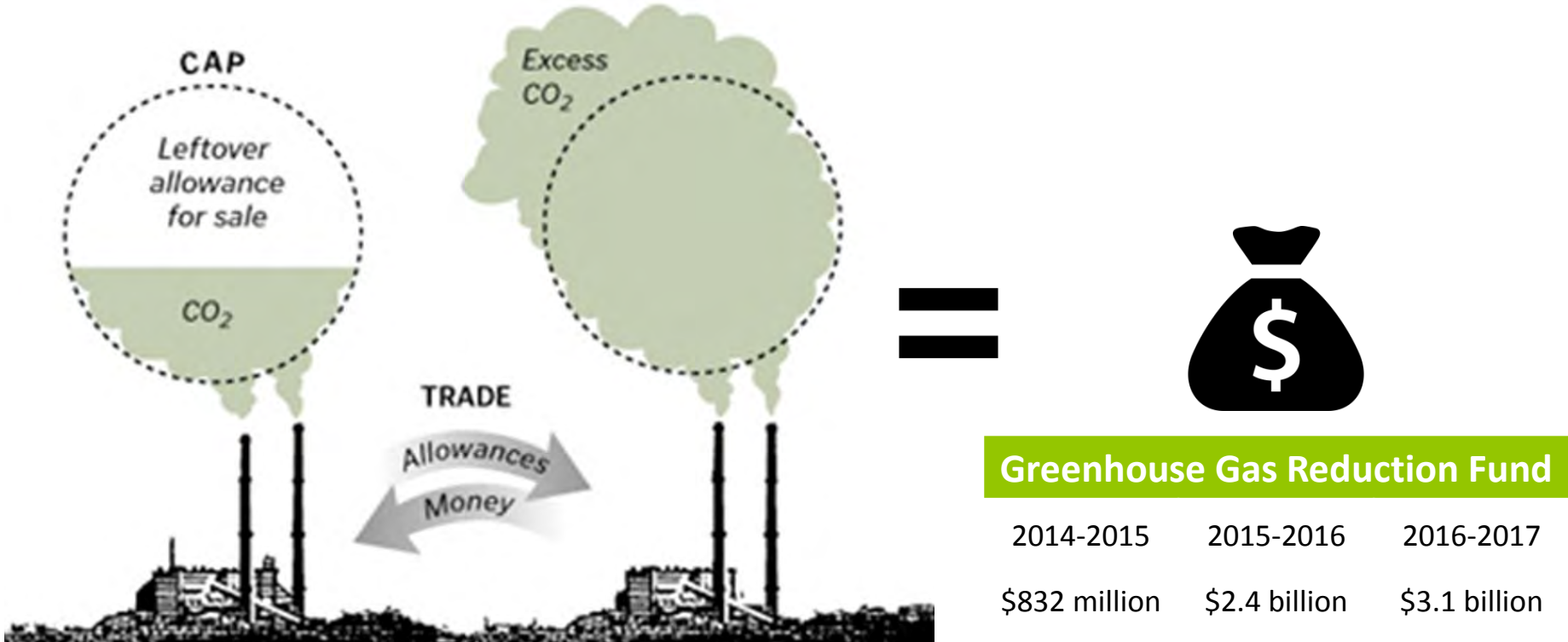


- Disproportionate impacts on low-income communities and communities of color
- Historically, policies and programs have been insufficient to address equity concerns
- Communities of color lack access to green technology and investments
- Underserved communities are not sufficiently engaged in decision-making processes

AB 32 – Global Warming Solutions Act



➔ Sets a statewide limit on carbon pollution and directing the California Air Resources Board to create a roadmap to roll back emissions to 1990 levels by 2020.



Greenhouse Gas Reduction Fund

2014-2015	2015-2016	2016-2017
\$832 million	\$2.4 billion	\$3.1 billion



- Requires a minimum 25% of the Greenhouse Gas Reduction Fund benefits disadvantaged communities.
- Requires a minimum of 10% of the Greenhouse Gas Reduction Fund to be located in disadvantaged communities.
- Requires funded programs to maximize co-benefits.






CCEC Leadership Committee



CCEC Distribution of Work



Urban Forestry & Greening



Renewable Energy



Low-carbon Transportation

CALIFORNIA CLIMATE EQUITY COALITION

priority programs



Transit Oriented Development




Transit



Transformative Climate Communities

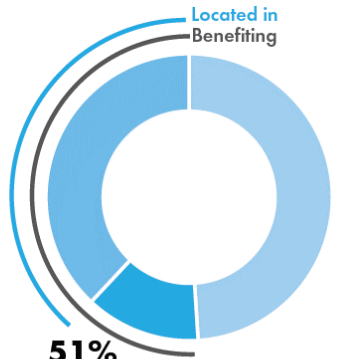
Climate Investments Facts

1

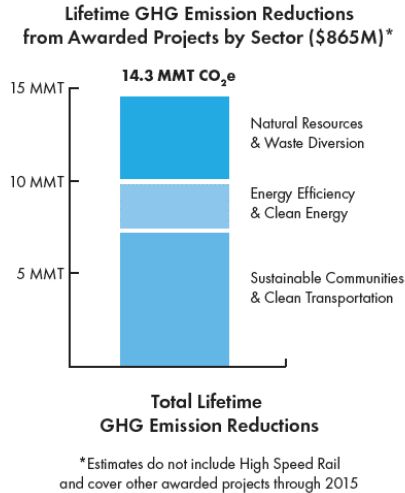


39%
of all projects in disadvantaged communities (\$356M)

2



3



4

IMPLEMENTED PROJECTS BY REGION		
REGION	TOTAL FUNDING IN REGION	%BENEFITIN G DACS
Bay Area	\$197,806,308	22.54%
San Joaquin Valley	\$63,223,212*	12.31%
LA/Inland Empire	\$239,006,425	43.64%
San Diego/Imperial	\$67,024,135	12.11%
Other Regions	\$88,509,991	9.40%

*excludes \$259,000,000 for the High-Speed Rail (HSR) project





Thank you



For more information and for real life stories about
climate investment benefits visit

UpliftCA.org

Alvaro S. Sanchez, alvaros@greenlining.org



THE

GREENLINING

INSTITUTE